





Ciarra

Parker-Harland





My street is blue and that's all I've ever known, but that's all about to change...

Will the blues be able to keep the new red family out of their street or could they discover that maybe making new friends isn't so bad after all?

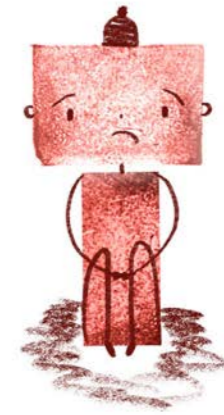



## 01: Children's Picture Book

For the Negotiated Illustration module, we had to set our own brief based on which area of the illustration industry we are interested in pursuing. I would love to work in children's publishing, so I chose to create a children's picture book. The book I created focused on empathy and inclusion, exploring the value of community and friendship.




During the process of designing my characters I used rubber stamps with the aim of creating unique textures. I scanned in these stamps and digitally drew over them to create the characters and allow me to explore them in different situations, with a range of expressions and emotions.






So we had more street parties, and the reds introduced us to new yummy foods



They played us new music



And we made friends





Our street was bright and colourful







And full of joy!



For my final illustrations I had a mixture of client visuals and full colour illustrations. I digitally recreated the stamp like texture from my character development to create the colour illustrations, attempting to give the illustrations an authentic, colourful aesthetic.



Throughout this project I used a limited colour palette, slowly introducing more colour throughout the book as this matched the progression of the story. I wanted the pages to be vibrant but not overwhelming, so I tried to only use as many colours as necessary.



## 02: Think Big, Shop Small

As part of the Contemporary Illustration module we had a project called Ethical Futures in which we had to create illustrations that responded to and ethical challenge facing contemporary society. I decided to focus on shopping ethically and sustainably, creating a series of illustrations based on shopping locally and at small businesses rather than at large companies.





The illustrations I created focused on considering the work that goes on behind the scenes of local businesses and the effort put in by the workers, not just what you see on the surface. I wanted my illustrations to feel positive and encouraging so I chose a colour palette that was bright and colourful. I also wanted my illustrations to have a hand drawn aesthetic, even though they were created digitally, to reflect how local businesses usually created their products by hand and how their products are unique to their business.






My final illustrations joined together to make a concertina book, representing a high street that could be displayed by shops or posted through doors to advertise and encourage the idea of supporting local businesses.



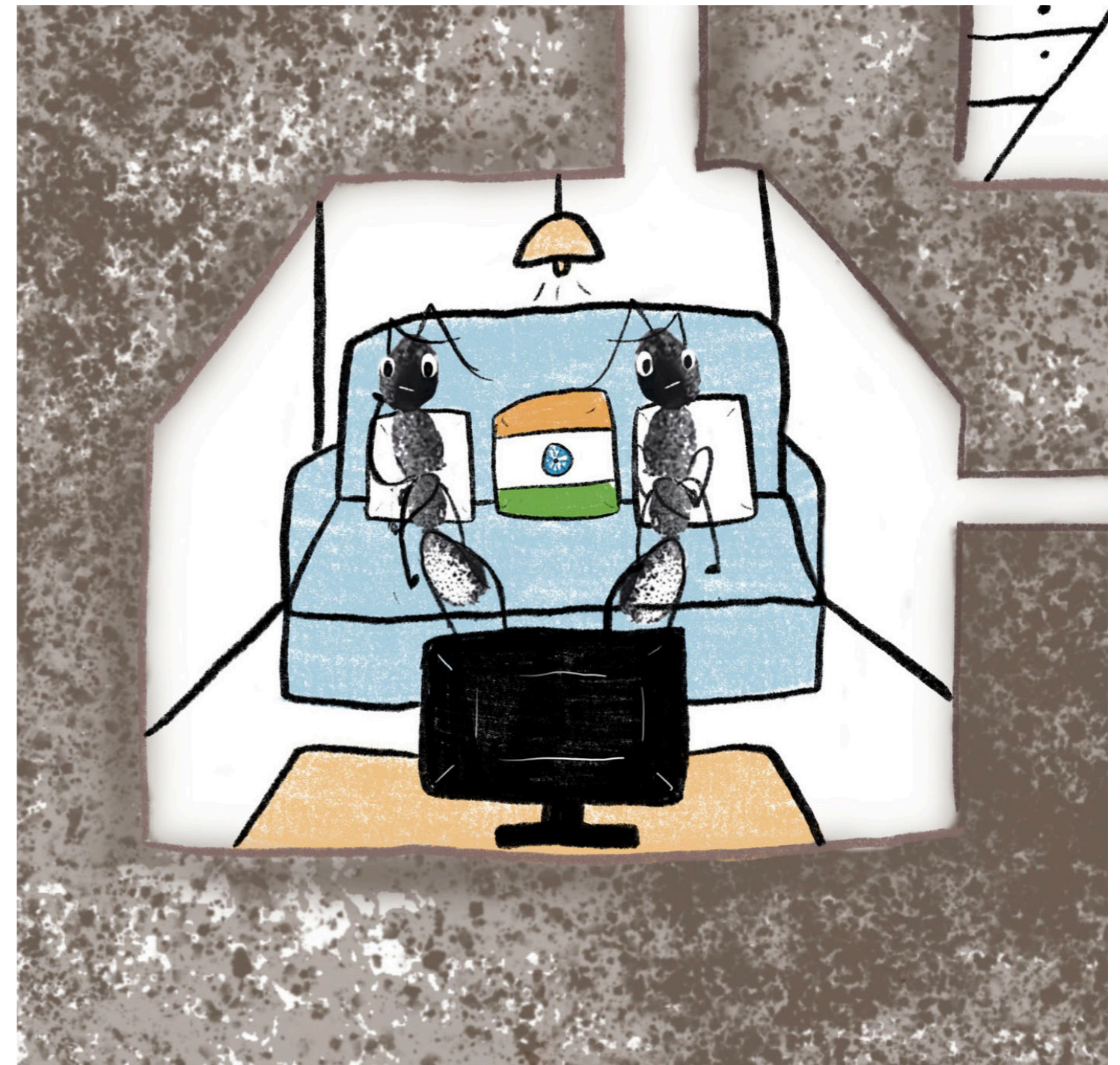
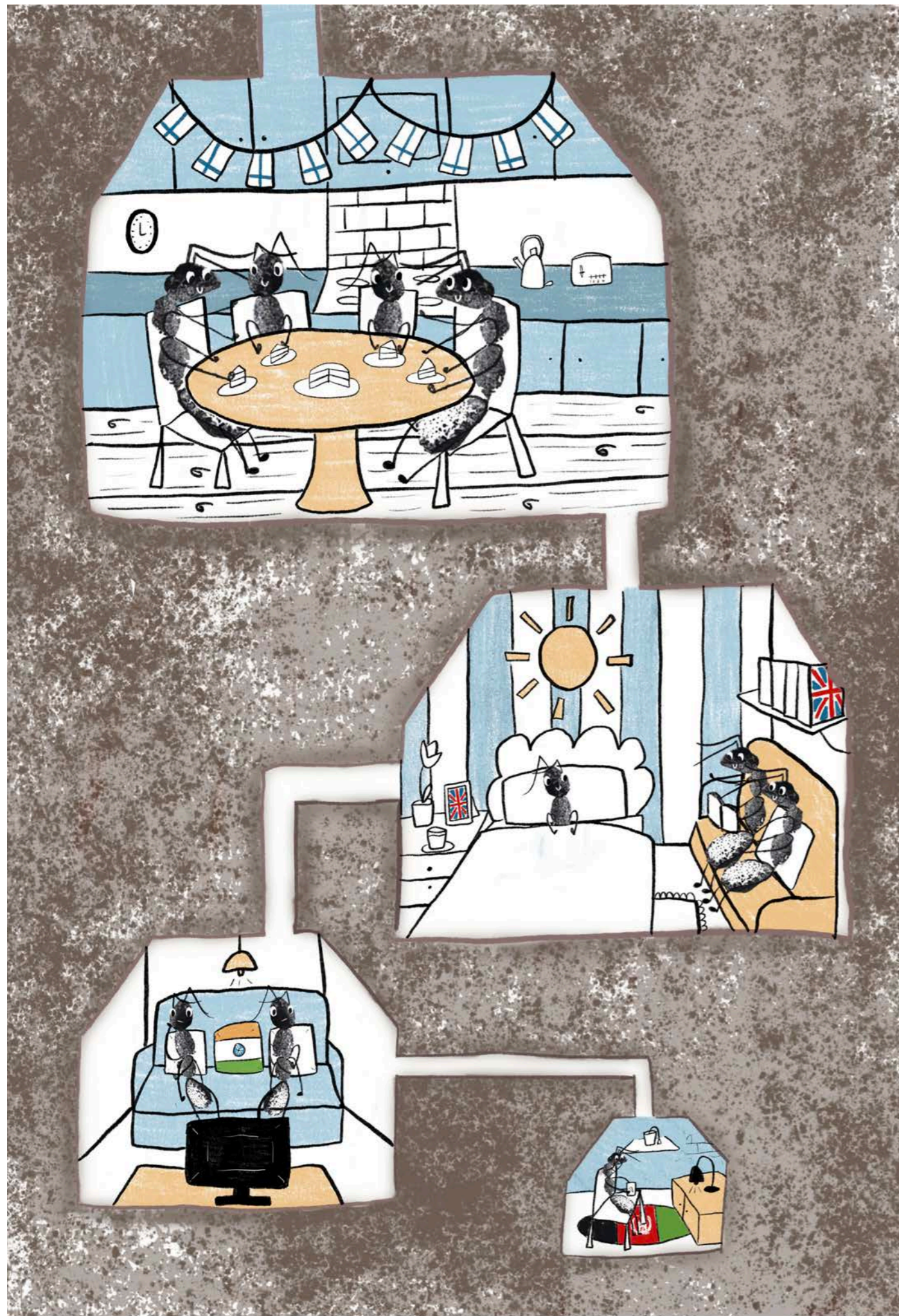
### 03: Alternative Matilda Cover

As part of the Professionalism and Commissions module we had a project based on the World Illustration Awards where we had to create an illustration based on one of the themes related to the categories. I chose the 'Beyond the Book' category and decided to reimagine the Matilda book cover







I wanted my illustrated book cover to focus on the theme of feeling supported and safe and that if you focus on the positivity that surrounds you, you can block out the negativity. I found that a lot of Matilda book covers that already exist focus on her knowledge so I wanted to approach it from an alternative angle. I chose calming colours to reflect the theme of safety and found family. I wanted to use colour to enhance the aspects of my illustration and focus on the line work, I redesigned the characters to match my style of illustration.




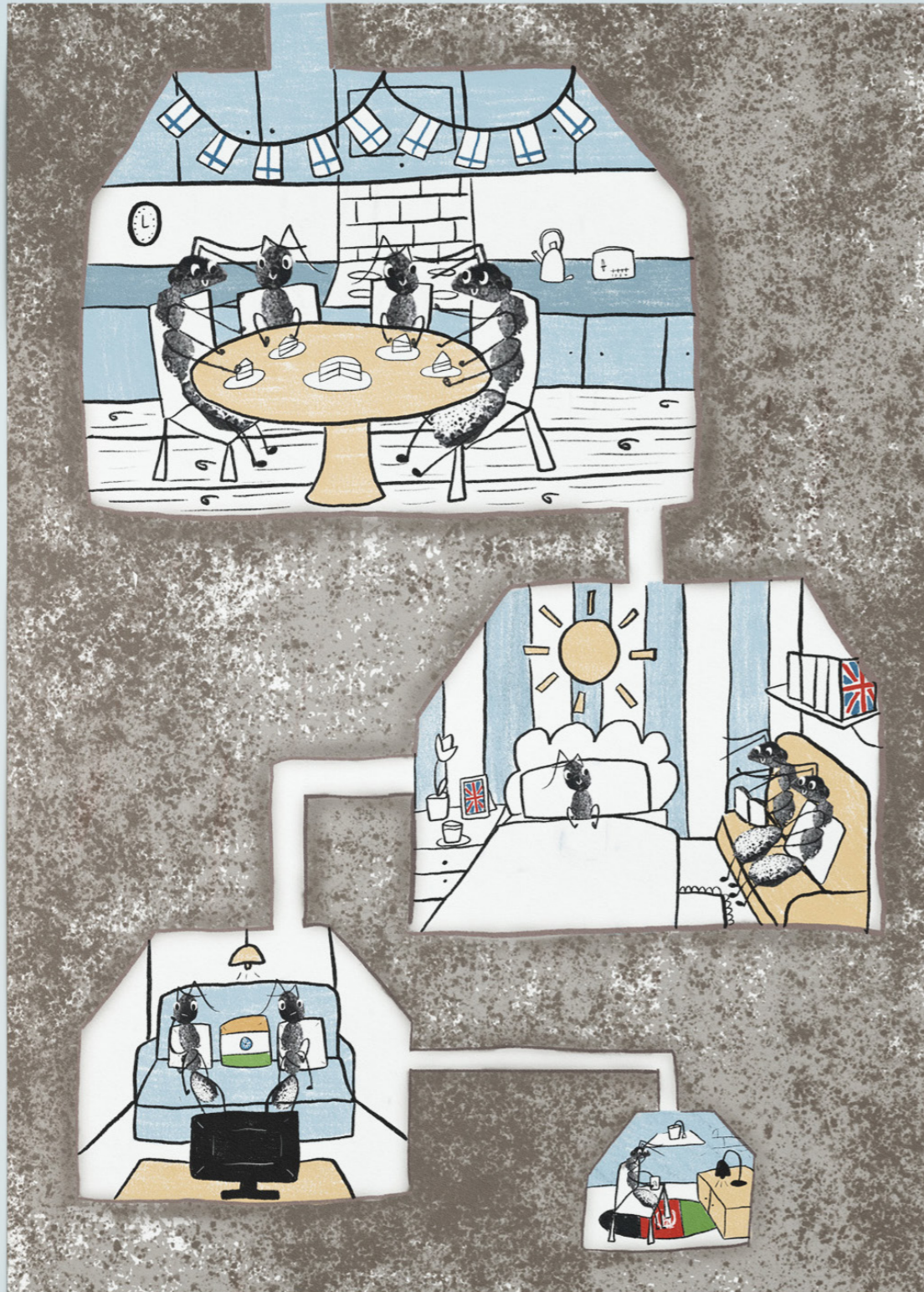


## 04: Data Visualisation



Another project that was part of the Contemporary Illustration module was focused on data visualisation of the world happiness report. I decided to focus on the theme of living with others, visualising how it would seem that people who live with more people (up to a certain number) are happier than those who live with less or alone.



To keep in line with my career aspirations, I decided to aim my illustration at children, so I wanted to illustrate my chosen data through fun characters in different living situations. I used rubber stamps to create ant characters, I wanted to show them living underground experiencing human living situations to keep the illustration relatable.

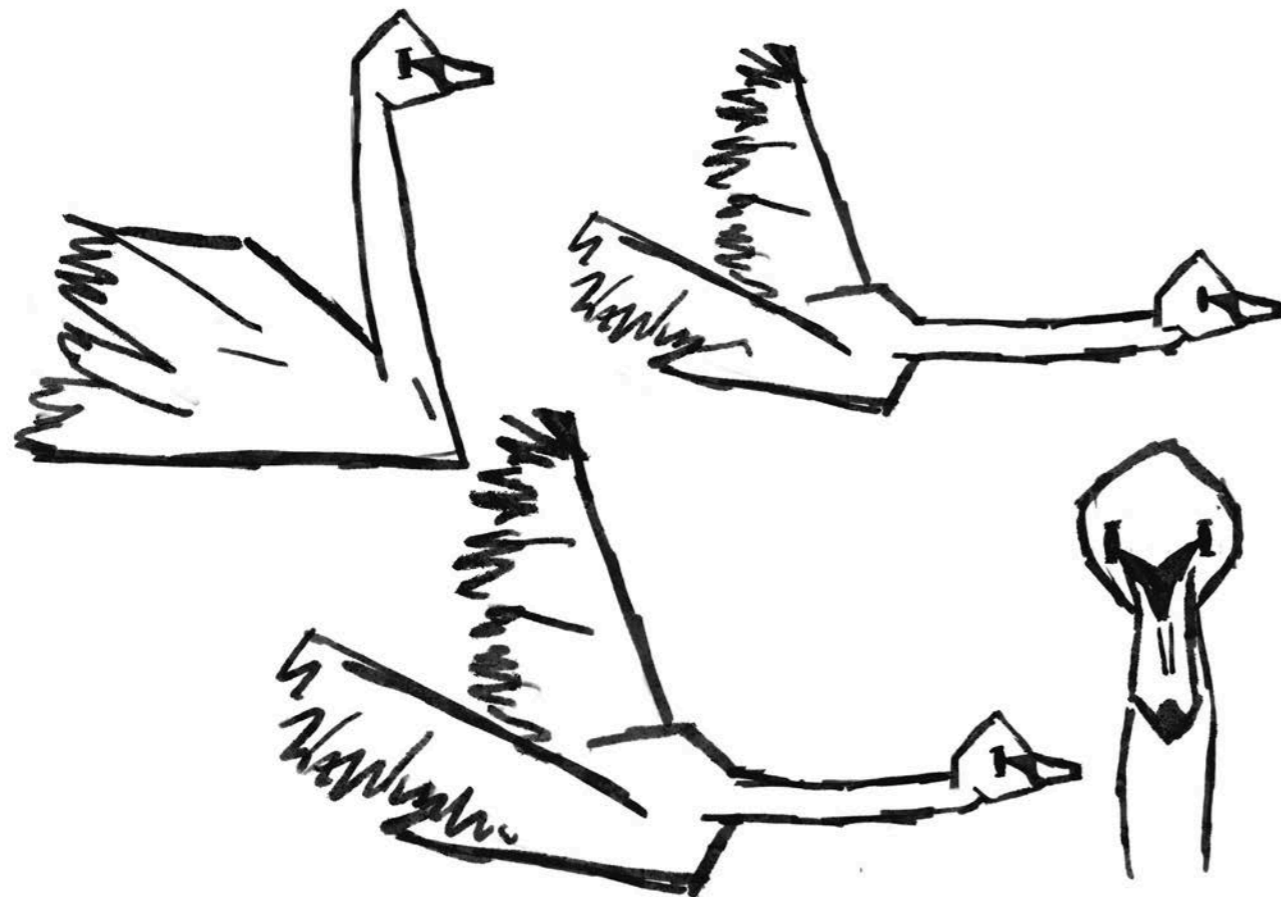
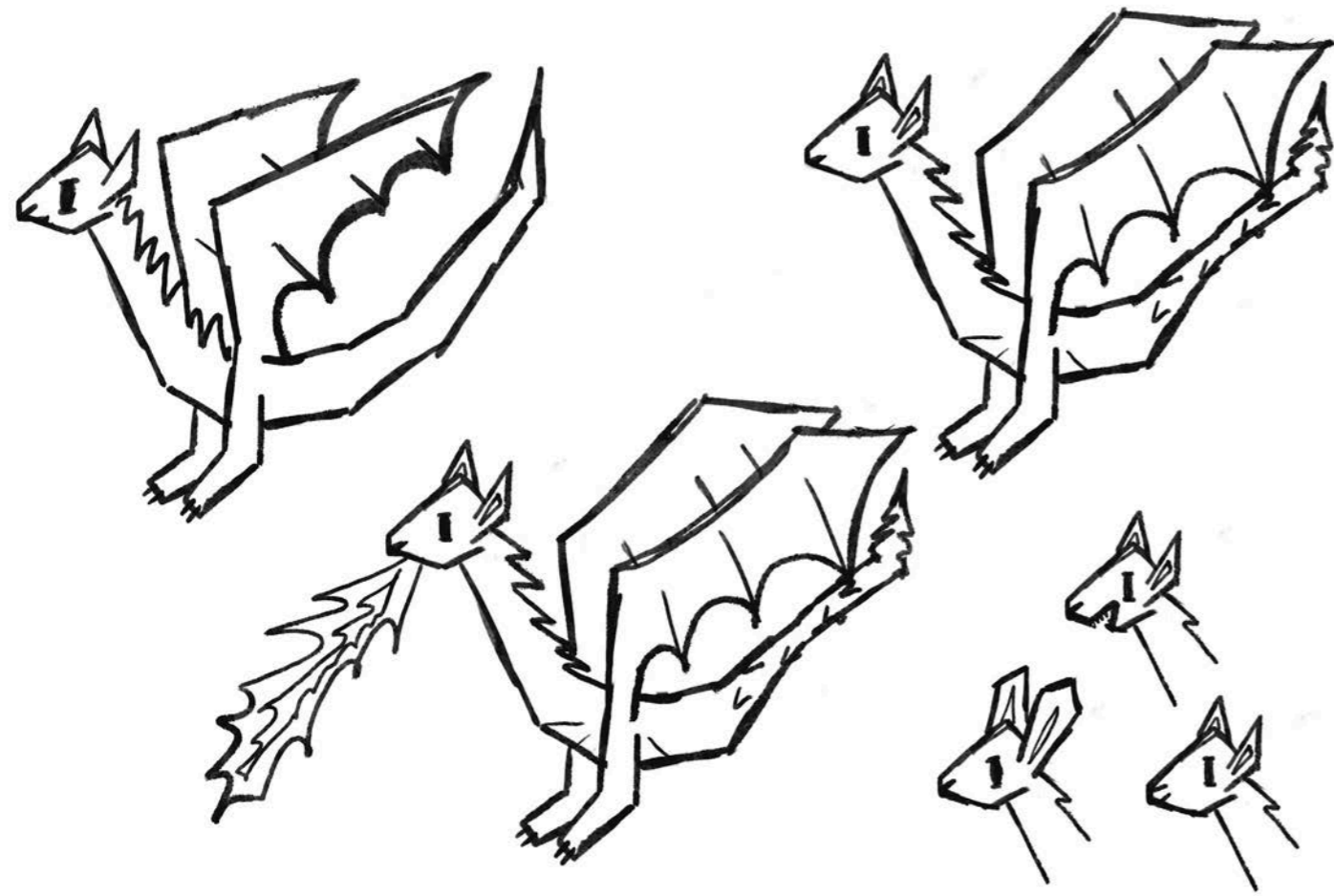


I aimed for my illustration to be used as a poster which could possibly be displayed in schools. Description of the brief and of the solution.



## 05: Lincoln Castle

During the Thinking and Making module we had a project based on Lincoln Castle where we had to produce two illustrations that captured the essence of Lincoln and the castle's history. The illustrations needed to be contemporary, appeal to a broad audience and be able to be used in a variety of contexts. I wanted to focus on key people and animals associated with Lincoln and the castle as I enjoy character design.



This project was during second year and was the project I felt helped me to discover my illustration style. I created a range of smaller illustrations which I could then collage together to create two bigger illustrations. I again aimed for a hand drawn aesthetic even though I worked digitally, I wanted the lines to define key features but not be too 'perfect'.



I mocked up my illustrations on a variety of products, these are a few examples, to show their versatility. I used vibrant colours that contrasted each other to achieve a contemporary aesthetic.



ciarraphillustration



<https://ciarraphillustrati.wix-site.com/ciarraphillustrati-1>



ciarraphillustration@gmail.com

